



AMITY SCHOOL DISTRICT 4J



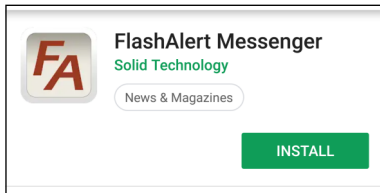
FlashAlert Messenger Installation Instructions

The FlashAlert system distributes emergency messages, such as breaking news or weather closure information, and news releases.

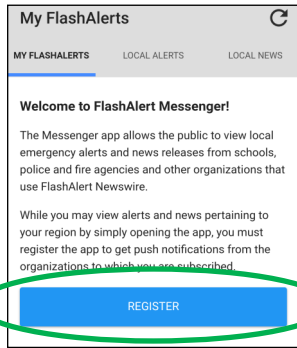
Messenger allows the public to subscribe to the messages posted on Newswire, receiving the information as emails and “push notifications” through a free phone app. There is no cost to the public to view the information or subscribe to messages.

1. From your Smart Phone, go to the App Store or Google Play.

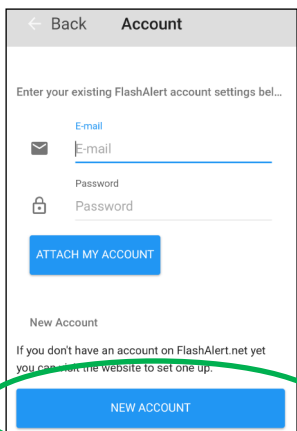
2. Download, Install & Open “FlashAlert Messenger” by Solid Technology.



3. Select the “Register”

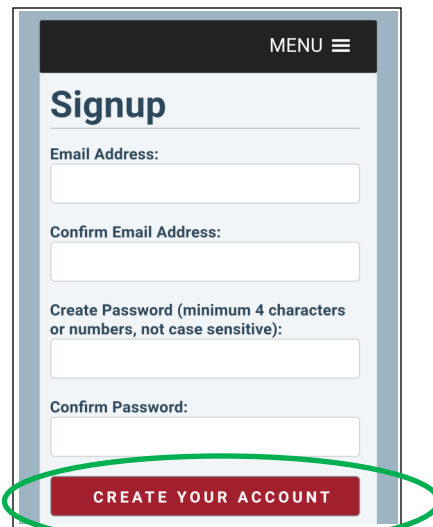


4. Select “New Account”

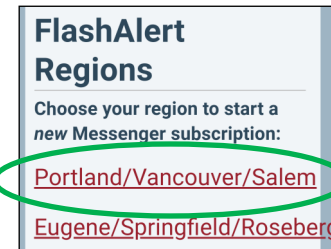


5. Sign Up by entering your Email Address and creating a Password for the Account (Password must be alpha & numeric ~ no special characters.)

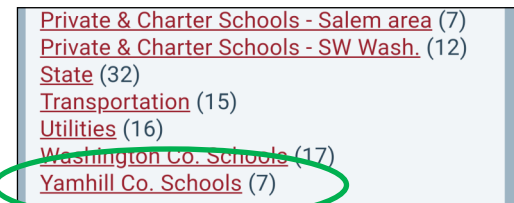
6. Select “Create Your Account.”



7. Choose Your Region:
Select “Portland/Vancouver/Salem”



8. Choose Your Organization:
Select “Yamhill Co. Schools.”

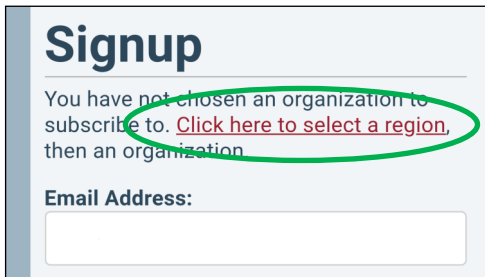


9. Choose Your School District:
Select "Amity Sch. Dist."

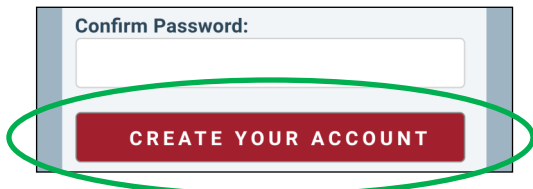


10. **If you do not get the screen below, go to Step 13*

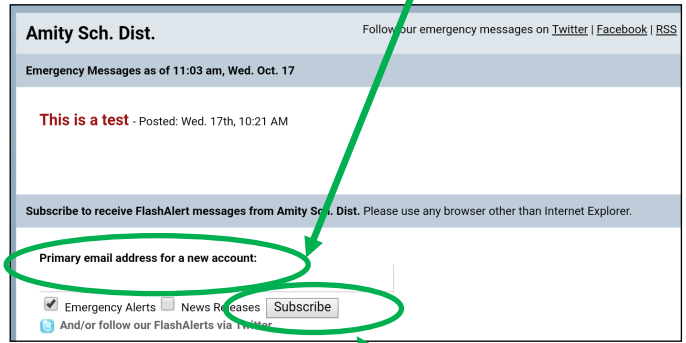
11. **If you get this screen, you will need to select: "Click here to select a region." Then Repeat Steps 6-9, until you are at Step 13.*



12. Then select "Create Your Account"



13. Enter a Primary Email Address for the New Account.



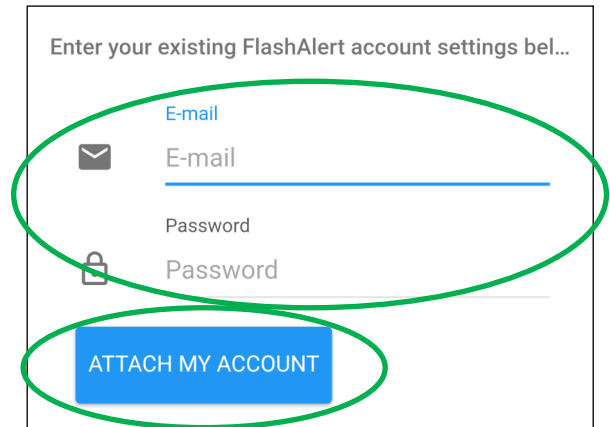
14. Then select the "Subscribe" button.

15. Close and Re-Open the FlashAlert Messenger App.



16. Enter the email address and password that were entered on first "Signup" screen.

17. Select: "Attach My Account"



18. When you see this screen, You are Set Up.

